






Curriculum Planning – Year plan – Fifth year

Time	Art history and appreciation	Discipline	Aims	Critical and contextual studies	Materials and equipment	Assessment criteria
8 weeks	Appreciation and comprehension of Irish Art : Pre-Christian Art. Newgrange, Bronze Age, Iron Age Stone Crosses	Sculpture – making a jacket out of natural materials Photography – of final product <u>Collaborative project</u>	<ul style="list-style-type: none"> Construct a sculpture of a jacket using natural materials in groups Develop sewing, weaving, plaiting and gluing skills Work in individually and as a group to create a sculpture Experiment with angles and viewpoints to capture a visually interesting perspective of the jacket 	Alice Maher – Irish visual artist, Terhi Heino and Anni Rapinoja 	Various natural materials such as reeds, leaves, rushes, flower petals etc., hessian material, measuring tapes, scissors, strong glue, sewing needles, thread, masking tape, drawing boards, string	<ul style="list-style-type: none"> Refine skills for sculpture such as plaiting, weaving, sewing and gluing Extensive knowledge of artists who use natural materials to create sculpture Tackled technical problems in association with the delicate and fragile material. Gain skills to collaborate and work individually Document the sculpture with one good quality photography that displays an interesting perspective
3 weeks	Appreciation and comprehension of Irish Art: 19th and 20th century Irish painting. Paul Henry, Nano Reid and Séan Keating	Life drawing – investigating effects of light and shadow on the body	<ul style="list-style-type: none"> Develop skills for figure drawing such as: proportion, weight, perspective, quality and tone Experiment with various drawing materials Describe the body with sensitivity to light and shadow 	Eileen Healy – Irish figurative artist  Resources: Data projector, internet research (Eileen Healy)	Pastels, pencils, charcoal, rubbers, fixative, good quality paper and card, masking tape, drawing boards	<ul style="list-style-type: none"> Investigates the body in a focused manner Displays ability to describe the effect of light and shadow on the body Makes a series of sketches and one completed well developed drawing of the body
4 weeks	Appreciation and comprehension of Irish Art: Contemporary Irish Painting. Pauline Bewick, Tony O'Malley, Barrie Cooke	Etching	<ul style="list-style-type: none"> Develops skilful drawing on an etching plate based on a figurative drawing Demonstrate printmaking skills such as mark making Examine work by specific artists 	Alan Brown – contemporary printmaker  Resources: internet research – Alan Brown, data projector and laminated	Etching tools, acetate, masking tape, oil paint, linseed oil, palette knives, etching press, good quality printing paper such as fabriano, white spirits, newsprint, heavy wooden board	<ul style="list-style-type: none"> Demonstrates the ability to develop drawings for the purpose of making prints Applies appropriate printmaking techniques Co-operates and works effectively throughout the printmaking process Can apply appropriate language to printmaking skills Completes a series of well completed etchings

6 weeks	<p>Appreciation and comprehension of Irish Art:</p> <p>Contemporary Irish artists/designers.</p> <p>Dorothy Cross, Alice Maher, Vivienne Roche</p>	<p>Graphic design and screen printing</p>	<ul style="list-style-type: none"> • Create an A3 poster in response to the subject of scarcity of water in Africa • Develop skills to communicate visually to the public through poster • Establish skills for graphic design such as typography, color, imagery and slogan/tagline • Demonstrates screen printings skills in an overall well completed poster 	<p>imagery of Browns etchings</p> <p>Charity water posters:</p> 	<p>Graphic design Various coloured card, tissue paper, cutting knives, cutting mats, masking tape, acetate, scissors, imagery, polypockets, markers, glue, black card</p> <p>Screen printing Squeegee, screen printing frames, ink, good quality card, jars, palette knives, tissue paper</p>	<ul style="list-style-type: none"> • Displays the ability to select an appropriate image for the design • Experiments with slogan/tagline, compositions and assembling of design before making a final decision • Creates a well developed, striking poster design which communicates the message of water scarcity in Africa clearly
5 weeks	<p>Art appreciation</p> <p>The museum and gallery.</p> <p>Visit exhibitions e.g. Hunt Museum and contemporary art exhibitions such as E.V.A</p>	<p>Outdoor digital media – stop-motion animation inspired by Andy Goldsworthy</p> <p><u>Collaborative project</u></p>	<ul style="list-style-type: none"> • Demonstrate skills to create sensitive interventions in the surrounding environment in the form of sculpture • Document the process of making small-scale installations with photography • Gain skills to work collectively in small groups 	<p>Andy Goldsworthy – environmental artist</p>  <p>Resources: internet research (Goldsworthy), data projector, documentary 'Rivers and Tides', Youtube clips – stop-motion animation</p>	<p>Digital cameras, camera phones, tripods, buckets, natural resources</p>	<ul style="list-style-type: none"> • Develop the skills to construct small-scale interventions in the environment involving: researching, gathering and assembling materials • Increased knowledge of photography- selecting visually interesting perspectives to document the work • Gain skills to collaborate to make artwork